

Benchmark

Benchmark	FTSE AllSh TR GBP
IA sector	UK All Companies

Identification Codes

Sedol code	B8HGN52
Mex code	FMARYP
ISIN code	GB00B8HGN522

Fund Overview

Price	Bid 438.99p
	Offer 438.99p (01/11/2024)
Fund size	£10.9m
Number of holdings	63
Portfolio turnover rate	50.98%

Concentration Coefficient*

42

Concentrated
Diverse
Charges

Initial charge	0.00%
Exit charge	None
Performance fees	No
Ongoing Charges	0.89%

Fund Background

Valuation point	Daily 12:00
Fund type	OEIC
Launch date	05/01/1996
Launch price	£1.00
Fund currency	Pound Sterling
Fund domicile	United Kingdom
NISA allowable?	Yes
SIPP allowable?	Yes

Dealing

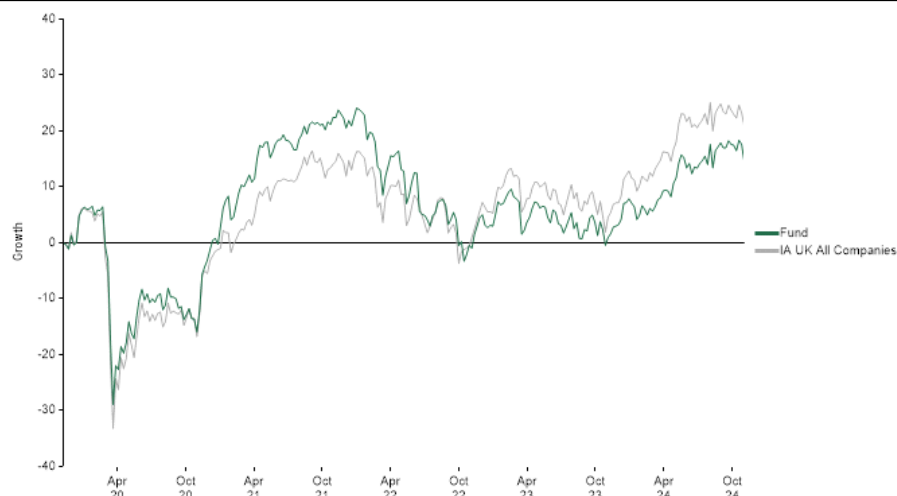
Settlement period: buy	4 days
Settlement period: sell	4 days
Pricing basis	Forward

Distribution Dates

Ex dividend date(s)	Income payment date (s)
31st January	31st March
31st July	30th September

Aims


The aim of the Fund is to outperform the FTSE All Share Index over any 5 year period, after any charges have been taken out of the Fund. However, there is no certainty this will be achieved.

Performance

Cumulative Performance (%)

	1 year	3 years	5 years	10 years
Fund	14.88%	-6.37%	16.77%	78.12%
Sector	17.81%	6.23%	23.17%	69.27%
Rank	153/203	151/198	141/191	70/161
Quartile	4	4	3	2

Discrete Performance (%) - to last month end

	10/23 to 10/24	10/22 to 10/23	10/21 to 10/22	10/20 to 10/21	10/19 to 10/20
Fund	14.88%	0.80%	-19.14%	45.22%	-14.12%

Fund Managers


Name:	Oliver Brown	Bob Brown	Alan Beaney
Manager for:	17 yrs, 11 mths	28 yrs, 10 mths	15 yrs, 2 mths

Ratings

 Morningstar
Rating

★★★★★

Group Details

Group address	Marlborough House 59 Chorley New Road Bolton BL1 4QP
Group telephone	0808 145 2502
Dealing telephone	0808 145 2501
Email	service@marlboroughgroup.com
Homepage	www.marlboroughgroup.com
Fax number	01204 398676

Capital is at risk. The value and income from investments can go down as well as up and are not guaranteed. An investor may get back significantly less than they invest. Past performance is not a reliable indicator of current or future performance and should not be the sole factor considered when selecting funds.

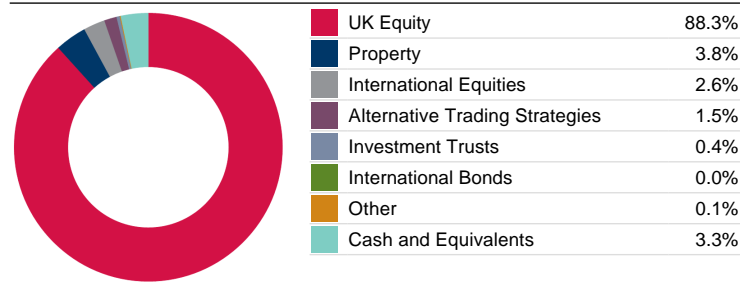
Performance data is sourced by Morningstar and is calculated on a NAV-NAV basis, net of fees and reinvestment of all dividends and capital gains. The remaining data is sourced by Investment Fund Services Limited (IFSL).

Data accurate as of 02/11/2024.

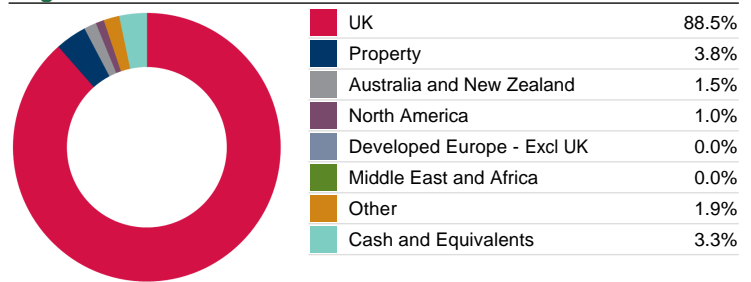
Top 10 Holdings

Name	% Weight	Country	Sector
1 SHELL	5.2	United Kingdom	Energy
2 HSBC HOLDINGS	4.5	United Kingdom	Financials
3 ASTRAZENECA	4.5	United Kingdom	Health Care
4 BP	3.6	United Kingdom	Energy
5 UNILEVER	3.5	United Kingdom	Consumer Staples
6 BRITISH AMERICAN TOBACCO	3.3	United Kingdom	Consumer Staples
7 NATIONAL GRID	3.1	United Kingdom	Utilities
8 RIO TINTO	3.1	United Kingdom	Basic Materials
9 iShares iShares plc FTSE 250 UCITS ETF GBP (Dist)	2.8	Managed Funds	Managed Funds
10 RELX	2.7	United Kingdom	Consumer Discretionary

Asset Allocation



Regional Allocation



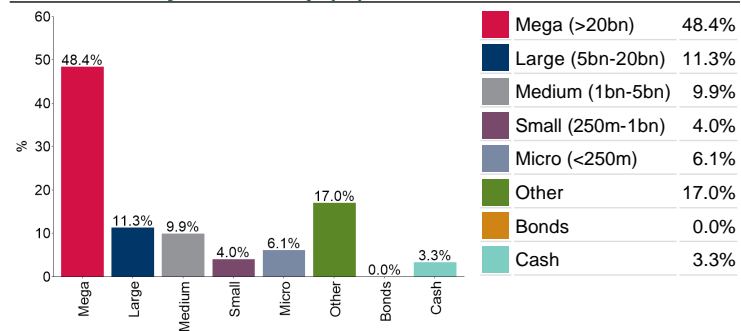
Industry Sector Breakdown

Equities	Percentage
Financials	21.6%
Health Care	9.2%
Consumer Discretionary	9.2%
Energy	8.8%
Industrials	8.4%
Basic Materials	6.4%
Utilities	3.9%
Telecommunications	3.5%
Technology	1.5%
Bonds	
Consumer Staples	14.0%
Real Estate	5.8%
Non-Classified	2.9%
Alternative Trading Strategies	1.5%
Cash and Equivalents	3.3%

Top Country Weightings

Country	Percentage
United Kingdom	88.4%
Direct Property and REITs	3.9%
Australia	1.5%
United States	1.0%
Jersey	0.0%
Ireland	0.0%
Israel	0.0%
Netherlands	0.0%
Other	1.9%
Cash	3.3%

Breakdown By Market Cap (%)



Data for the above tables is sourced by Investment Fund Services Limited (IFSL) and presented by Broadridge Financial Solutions Inc. Allocations are subject to change.

This fact sheet may also contain data provided by FTSE International Limited ("FTSE") © FTSE 2024. "FTSE®" is a trade mark of the London Stock Exchange Group companies and is used by FTSE International Limited under licence. All rights in the FTSE indices and / or FTSE ratings vest in FTSE and/or its licensors. Neither FTSE nor its licensors accept any liability for any errors or omissions in the FTSE indices and / or FTSE ratings or underlying data. No further distribution of FTSE Data is permitted without FTSE's express written consent.

Capital is at risk. The value and income from investments can go down as well as up and are not guaranteed. An investor may get back significantly less than they invest. Past performance is not a reliable indicator of current or future performance and should not be the sole factor considered when selecting funds. The Fund will be exposed to stock markets and market conditions can change rapidly. Prices can move irrationally and be affected unpredictably by diverse factors, including political and economic events. The Fund will be exposed to smaller companies which are typically riskier than larger, more established companies. Difficulty in trading may arise, resulting in a negative impact on your investment. Shares in smaller companies may be harder to sell at a desired price and/or in a timely manner, especially in difficult market conditions. The Fund invests mainly in the UK therefore investments will be vulnerable to sentiment in that market which may strongly affect the value of the Fund. In certain market conditions some assets may be less predictable than usual. This may make it harder to sell at a desired price and/or in a timely manner. In extreme market conditions redemptions in the underlying funds or the Fund itself may be deferred or suspended.

This document is provided for general information purposes only and is not personal advice to anyone to invest in any fund or product.

The Key Investor Information Documents and the Prospectuses for all funds are available, in English, free of charge and can be obtained directly using the contact details in the Group Details section. They can also be downloaded from www.marlboroughgroup.com. An investor must always read these before investing. Information taken from trade and other sources is believed to be reliable, although we don't represent this as accurate or complete and it shouldn't be relied upon as such. Calls may be recorded for training and monitoring purposes.

Issued by RC Brown Investment Management PLC, authorised and regulated by the Financial Conduct Authority (reference number 141660). Registered office: Marlborough House, 59 Chorley New Road, Bolton, BL1 4QP. Registered in England No. 02061177.

Data accurate as of 02/11/2024.